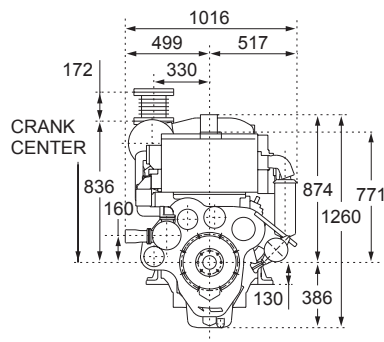


LONG STROKE | IMO Tier II Compliant | Mechanical Engine Control

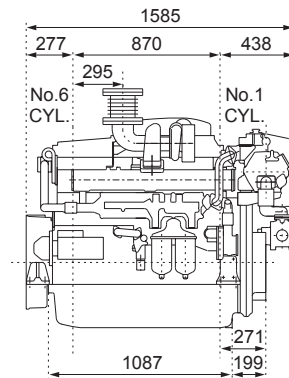
Configuration	4-cycle, Vertical, Turbo-charged with Fresh watercooled intercooler diesel engine	
Maximum output at crankshaft	M: 298 kW@1950 rpm	[405 mhp@1950 rpm]
Displacement	13.140 ltr	
Bore x stroke	130 mm x 165 mm	
Cylinders	6 in-line	
Combustion system	Direct injection	
Starting system	Electric starting motor [DC 24V]	
Flywheel housing size	SAE #1, 14 inch	
Cooling system	Constant high temperature cooling with Heat exchanger	
Cooling fresh water capacity	66 ltr + 1.5 ltr [reservoir tank]	
Lubrication system	Forced lubrication with gear pump	
Lubricating oil capacity	38 ltr	
Lubricating oil grade	SAE30, 40	
Direction of rotation [crankshaft]	Counterclockwise viewed from stern	
Dry weight without gear	1465 kg	
Environmental	IMO Tier II	
Fuel consumption [at rated output]	M: 215 gr/kW hr	

DIMENSIONS [UNIT: MM]

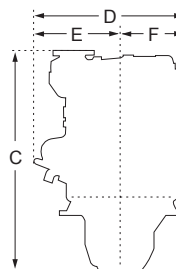
Front view, engine only



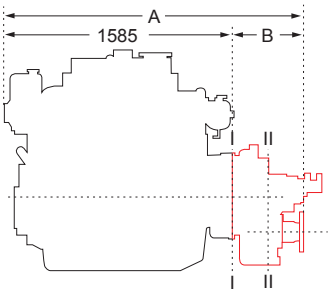
Right side view, engine only



Front view with gearbox YX-120

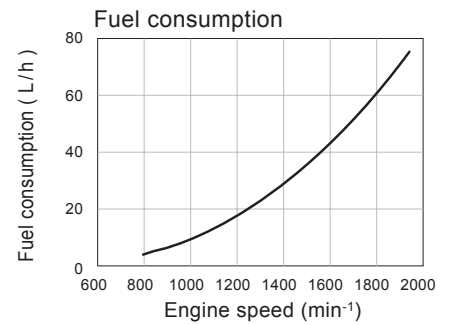
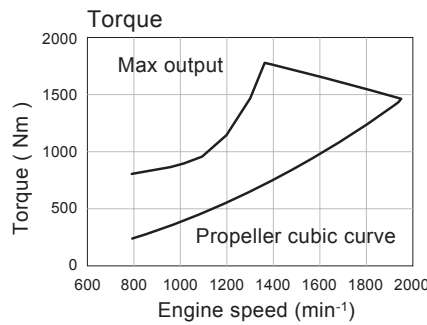
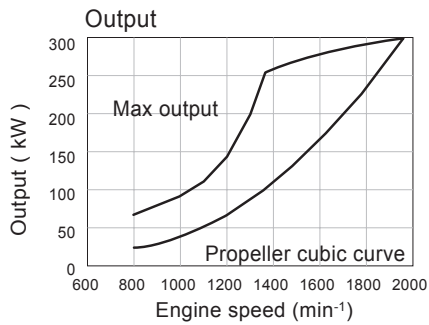


Left side view with gearbox YX-120



Model	A	B	C	D	E	F
6HA2M-WDT x YX-120	2005	420	1272	1036	519	517
6HA2M-WDT x YX-120L	2039	454	1384	1036	519	517

PERFORMANCE CURVES

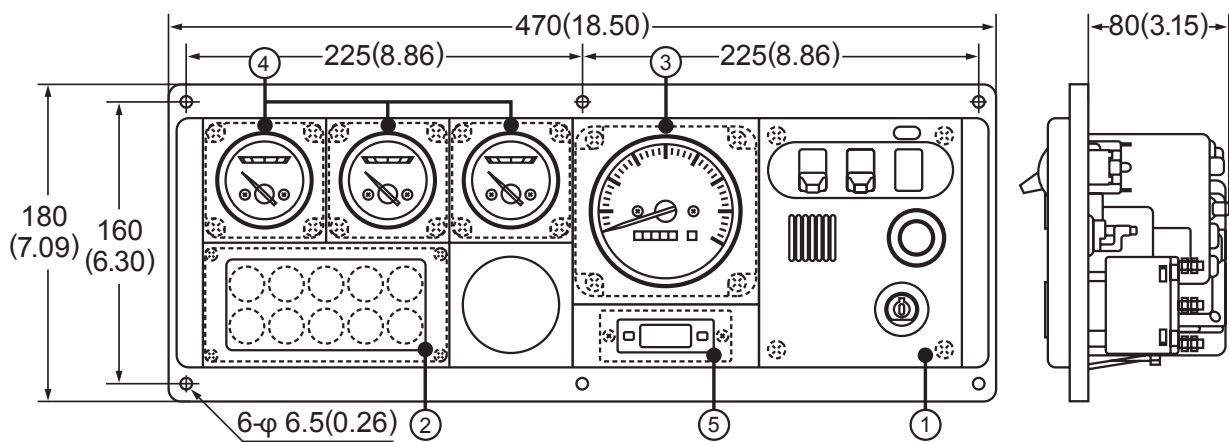


Rating definitions: hp = 0.7355 kW Ratings are based on conditions of 100 kPa, 30% relative humidity at 25°C.
M= For applications where use of rated power is less than 10 hours continuous and operation is less than 3000 hours per year.
H= For applications where use of rated power is less than 24 hours continuous and operation is less than 4000 hours per year.
Fuel rates: Specific gravity 0.835 g/cc, low calorific value 42700 kJ/kg [10200kcal/kg], Cetane No.45.

MARINE GEARS SPECIFICATIONS

Model	YX-120			YX-120L		
Type	Hydraulic multi-disc clutch			Hydraulic multi-disc clutch		
Dry Weight	315 kg			411 kg		
Reduction Ratio [Ahead]	2.03	2.57	3.04	3.46	4.00	4.59
Prop. shaft speed [at rated output]	960	758	641	563	488	425
Direction of rotation [propeller shaft]	Clockwise or counter-clockwise viewed from stern			Clockwise or counter-clockwise viewed from stern		

INSTRUMENT PANEL D-TYPE [UNIT: MM]



- 1 Switch unit**
- Key switch
 - Alarm buzzer
 - Alarm buzzer stop switch
 - Illumination switch

- 2 Alarm lamp unit with Alarm monitor device**
- Battery not charging
 - C.W. high temp.
 - L.O. low pressure
 - Clutch oil pressure
 - L.O. filter clogged
 - C.W.level

- 3 Tachometer unit**
- Tachometer with hour meter

- 4 Sub meter unit**
- L.O. pressure meter
 - C.W. temp. meter
 - Boost meter (Turbo)

- 5 Clock unit**
- Clock

NOTE: All data subject to change without notice. Text and illustrations are not binding.