

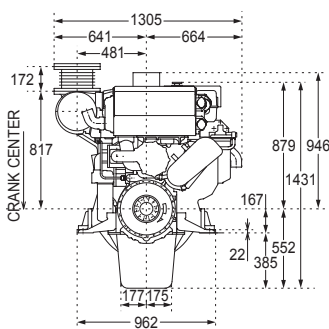
6AYM-WST Series

LONG STROKE | IMO Tier II Compliant | Mechanical Engine Control

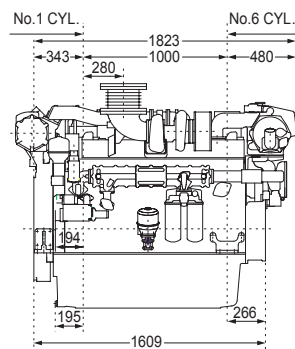
Configuration	4-cycle, Vertical, Turbo-charged with sea watercooled intercooler diesel engine	
Maximum output at crankshaft	H: 485 kW@1900 rpm	[659 mhp@1900 rpm]
Displacement	20.379 ltr	
Bore x stroke	155 mm x 180 mm	
Cylinders	6 in-line	
Combustion system	Direct injection	
Starting system	Electric starting motor [DC 24V-8 kW] [optional airstaring]	
Flywheel housing size	SAE #0 and 18 inch	
Cooling system	With Heat exchanger [optional keel cooling]	
Cooling fresh water capacity	60 ltr	
Lubrication system	Forced lubrication with gear pump	
Lubricating oil capacity	91 ltr	
Lubricating oil grade	SAE40 or SAE15W-40	
Direction of rotation [crankshaft]	Counterclockwise viewed from stern	
Dry weight without gear	2365 kg	
Environmental	IMO Tier II	
Fuel consumption [at rated output]	H: 207 gr/kW hr	

DIMENSIONS [UNIT: MM]

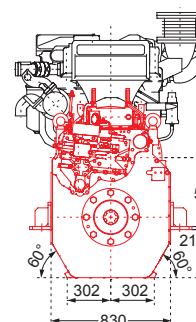
Front view, engine only



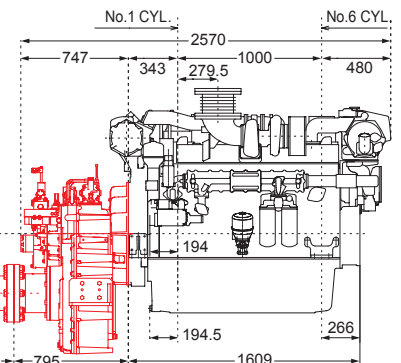
Right side view, engine only



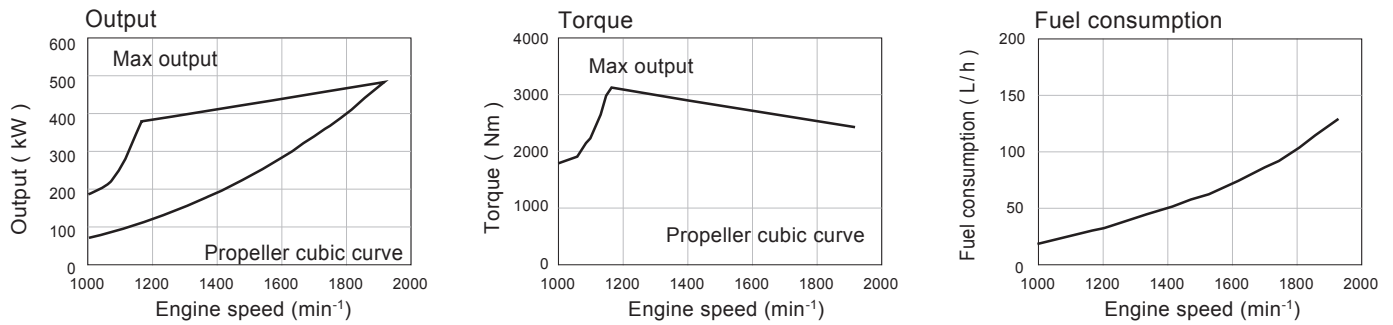
Rear view with gearbox YXH240L



Right side view with gearbox YXH240L



PERFORMANCE CURVES



Rating definitions : hp= 0.7355 kW Ratings are based on conditions of 100 kPa, 30% relative humidity at 25°C.

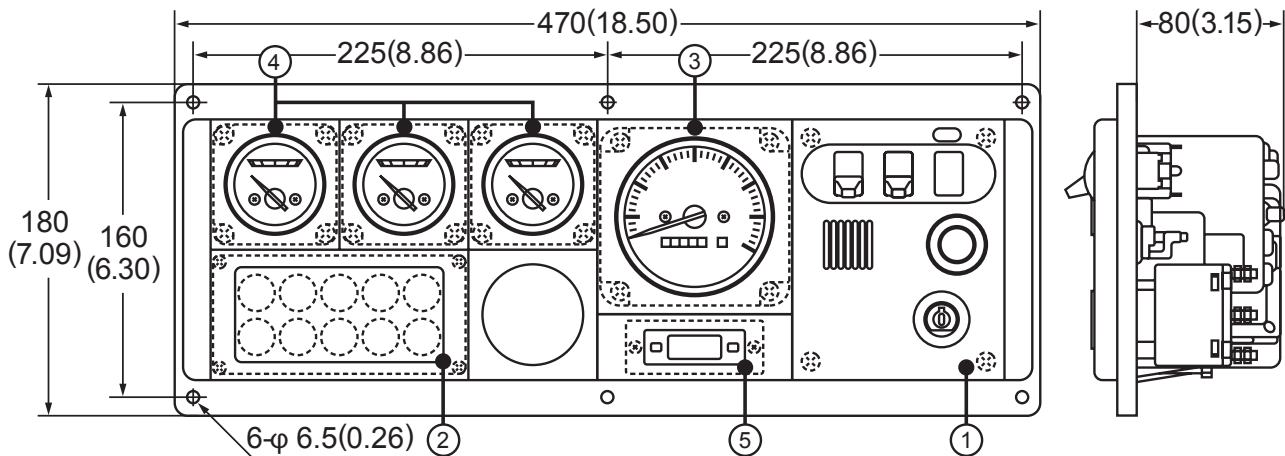
H= For applications where use of rated power is less than 24 hours continuous and operation is less than 4000 hours per year. When combined with a correctly matched propeller which allows the engine rated speed to be achieved in a fully loaded vessel state, the reduced-power operation can be at or below 50 rpm of the rated speed.

Fuel rates: Specific gravity 0.835 g/cc, low calorific value 42700 kJ/kg [10200 kcal/kg], Cetane No.45.

MARINE GEARS SPECIFICATIONS

Model	YX-181			YX-180L			YXH-240L					
Type	Hydraulic multi-disc clutch											
Dry Weight	560 kg			680 kg			1240 kg					
Reduction Ratio [Ahead]	2.08	2.55	3.03	3.50	4.00	4.54	4.89	5.36	5.91	6.57	6.95	
Direction of rotation [propeller shaft]	Clockwise or counter-clockwise viewed from stern											

INSTRUMENT PANEL D-TYPE [UNIT: MM]



1 Switch unit

- Key switch
- Alarm buzzer
- Alarm buzzer stop switch
- Illumination switch

2 Alarm lamp unit with Alarm monitor device

- Battery not charging
- C.W. high temp.
- L.O. low pressure
- Clutch oil pressure
- L.O. filter clogged
- C.W.level

3 Tachometer unit

- Tachometer with hour meter

4 Sub meter unit

- L.O. pressure meter
- C.W. temp. meter
- Boost meter [Turbo]

5 Clock unit

- Clock

NOTE: All data subject to change without notice. Text and illustrations are not binding.