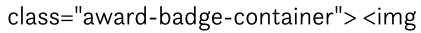
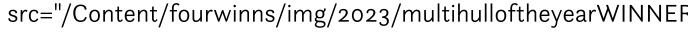
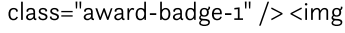
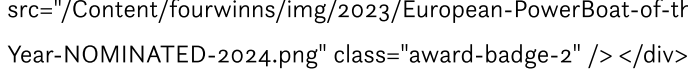


DISCOVER THE TH36



The brand new TH36 makes full use of every inch on deck with a timeless design carried into the lower cabins. Contemporary elegance flows through two full suites furnished with queen beds, storage, privacy blinds, closet space, and private heads equipped with a separate, enclosed shower area. The epitome of elegance, ambient lighting is installed overhead to keep clean, elegant lines throughout the interior ensuring a superior level of elegance and comfort.

COLOR OPTIONS



White

SPECIFICATIONS

| | | | | | |
|---|-----------|---------|--|-----------|---------|
| L.O.A | 38' 5" | 11.7 m | Water Capacity | 50 gal | 189 L |
| Beam | 14' 7" | 4.4 m | Overall Max Length with Options | 38' 5" | 11.7 m |
| Fuel Capacity | 244 gal | 924 L | Hull Length | 11.42 m | 37' 6" |
| Approx. Draft Down | 38" | 97 cm | Displacement | 15955 lbs | 7237 kg |
| Approx. Boat & Engine Weight | 15955 lbs | 7237 kg | Separate Cabins | 2 | 2 |
| Max HP | 700 | 522 kW | Berths | 4 | 4 |

STANDARD FEATURES

POWER OPTIONS

Mercury® 2x300HP V8 XL Cold Fusion White w/ Joystick

STRIPE COLOR

Stripe Jet Black

HULL COLOR

White

INTERIOR COLOR

Standard Interior

OPTIONS

POWER OPTIONS

Mercury® 2x350HP V10 XL Cold Fusion White w/ Joystick

MOORING AND ANCHOR LINES

Anchoring Kit (Stainless Steel Anchor w/ Galvanized Chain)
Mooring Kit (4 Lines and 6 Fenders)

EXTERIOR COMFORT

Front Cockpit Sun Awning w/ 4 Poles (Sunworker Charcoal)

Fixed Aft Cockpit Sun Awning (Sunbrella Dark Smoke)
Full Soft Aft Cockpit and Windshield Enclosure (Sunbrella Dark Smoke)
Set of White PVC Protective Covers (Helm Station, Pilot and Copilot Seats, Aft Cockpit Tables)
Removable Forward Cockpit GRP Table (Central Position)

INTERIOR WATER CIRCUIT

Additional Fresh Water Reservoir 2x52 US Gal

ELECTRICAL APPLIANCES

Generator 5KVA 110V 50Hz Diesel w/ 13.2 US Gal Tank

NAVIGATION LIGHTS

4 Underwater Lights RGB w/ Connection to Garmin/Fusion Systems
Deck Searchlight

HOUSEHOLD APPLIANCES

Fridge in Starboard Cockpit Galley (17 US Gal)
Drawer Fridge in Front Cockpit Area (5.3 US Gal)

HEATING AND AIR CONDITIONING SYSTEMS

Reversible Air Conditioning 2x8000 BTU on Shore Power 110V
2 Cabin Fans (1 per Cabin)

ELECTRICAL CIRCUIT

Inverter 12/110V 2000VA 50Hz
Pre-wiring for Additional AGM Service Battery

NAVIGATION INSTRUMENTS

2 Satellite TV Antenna Dummy Domes
Garmin AIS 800 Transceiver
GARMIN Radar Dome Fantom 18 *Requires Electronic Pack
GARMIN Radar Open Array Fantom 54 *Requires Electronic Pack
VHF Garmin 315 + Handset GHS 11

HELM

Windshield Wipers and Washer

PACKAGES

ELECTRONIC PACK

1 X Garmin GPSMAP 8416 XSV with GT15 transducer and display of engine information Yamaha / Mercury

UPGRADED ELECTRONIC PACK

2 X Garmin GPSMAP 8416 XSV with GT15 transducer and display of engine information Yamaha / Mercury

AUDIO PACK UPGRADE

Fusion Apollo WB670
Subwoofer, JL Audio®
2x Cockpit Speakers

This information is for reference only, and the actual design, specifications, and options may vary from the photos and other information shown. Contact your dealer for more information.

For a complete list of features, options and available power, see an authorized Four Winns dealer for additional details.

fourwinns.com